



#23

3 easy steps for a chance to win \$3k.



Register



Meet with a MAS Adviser



You're in the draw

Graduates of 2023, we want to celebrate you with a \$3k giveaway. Register now, meet with a MAS Adviser for a free financial health check, then you're in the draw!

Register at mas.co.nz/grad2023



Terms and conditions apply



CONTENTS

EDITORIAL 4

NEWS 5

THE DIY POLITICIAN 7

UNFINISHED PROJECT #17 10

COMPOST ON YOUR MINDS? 11

THE ECONOMICS OF GIRL MATH 12

**5-MINUTE CRAFTS:
DIY PROJECTS OR ART IN DISGUISE? 15**

DIY THAT DOES'NT SUCK 20

PUT IT IN RICE BRO 24

POI 25

DIY: HOW TO RUIN YOUR OWN LIFE 26

HOROSCOPES 30

WRITERS

Sam Street, Sara Mckoy, Rawan Saadi,

COVER **FREYA JEAN** AND **MARY ZHANG**

CENTREFOLD **TENEAL QUINSEE**

ARTISTS

**MARY ZHANG, TENEAL
QUINSEE, MIKA WANG,
HIWA PIAHANA**

CRAFTY CUNTS

STAFF

CO-EDITORS **MAIRĀTEA MOHI** & **GEORGE BROOKER**
editor@craccum.co.nz

FEATURES EDITOR **NANCY GUO**
features@craccum.co.nz

ARTS EDITOR **PARIS BLANCHFIELD** & **ABBY IRWIN-JONES**
arts@craccum.co.nz

LIFESTYLE EDITOR **SANSKRUTI BANERJEE**
lifestyle@craccum.co.nz

NEWS EDITOR **OLIVER COCKER**
news@craccum.co.nz

CHIEF REPORTER **TALIA NICOL**
chiefreporter@craccum.co.nz

VISUAL ARTS **FREYA JEAN**
visualarts@craccum.co.nz

SOCIAL MEDIA **THEEPIKA ARUNACHALAM** & **RUBY ESTHER**
socials@craccum.co.nz

STAFF WRITER **AMANDA JOSHUA**
staffwriter@craccum.co.nz

TE AO MĀORI **HIWA PIAHANA**
maori@craccum.co.nz

DESIGNER **NICK WITHERS**
design@ausa.org.nz

ADVERTISING **AARON HAUGH**
marketing@ausa.org.nz

EDITORIAL OFFICE

TOP LEVEL

STUDENT UNION
BUILDING

34 PRINCES STREET

f CraccumMagazine
ig @craccum
tw @craccum
jd @craccummag



WANT TO CONTRIBUTE?

WE WOULD LOVE TO HEAR FROM YOU!
JUST SEND US AN EMAIL!

LOOKING FOR THE EDITORIAL?

IT'S



Building Blocks

The New Faculty on the Block



OLIVER COCKER

Goodbye, Epsom. After 15 years with a near monopoly on teacher training in the area, the Faculty of Education and Social Work is coming back to the city in a building opened by the Prime Minister. It only took them 10 of those years to actually do it. With the start of 2024, we will welcome Education students on campus, and with exam season in November, we will be bothered by their moving of all the equipment through the area.

But don't get too excited about that shiny new building. The administrators of the University have proposed that students split their time between it., The Elam School Building B, the Commerce Building, as well as Alten Road and Old Choral Hall—once it reopens. It seems a designated new space was too much to ask for or perhaps, they are worried about the asbestos which they had to clear before the building opened..

Be as that may, the new building provides space for archaeology wet labs, new theatre spaces, as well as specialist painting areas. The dean of the Arts School, Professor Robert Greenberg, says that it's wonderful that the University has "made a commitment to our disciplines." UoA also trumpets a new kind of flexible lecture theatre, and the real flexibility will be in the necks of the students who spend the whole day looking out the window to the domain behind the lecturer.

The University website says B201 used to be, "a dark rabbit warren that was the butt of many jokes." To which I say, it is not the time to let comedy die. Come next year, it will be time

for all of us to explore the new space and form new material. If that doesn't entice you, the new direct connection between Wynyard Street and Symonds Street will be through the middle of the building. So stare at the twisting, statement staircase and know that this spending is why people are being laid off.

Along with the students, both the local marae, Tūtahi Tonu, and library, the Sylvia Ashton-Warner, will be pushed into the space that can be found for them. In the library's case, it joins the long list of specialist facilities merged into the General Library. In the case of the wharehau, it will be re-established with its wharekai as a designated Māori space.

A side effect of this move is that the University has committed to maintaining its Early Childhood Education places steady, even though two of the centres that provide them are on that campus. This entails, according to the university, the possibility of an expansion of the current City Campus Kohanga Reo on Symonds Street.

To those more artistically inclined, an art trail has opened up through the old campus in Epsom. A map is available to guide visitors through 100 years of the campus' history, as well as numerous pieces by graduates of the school.

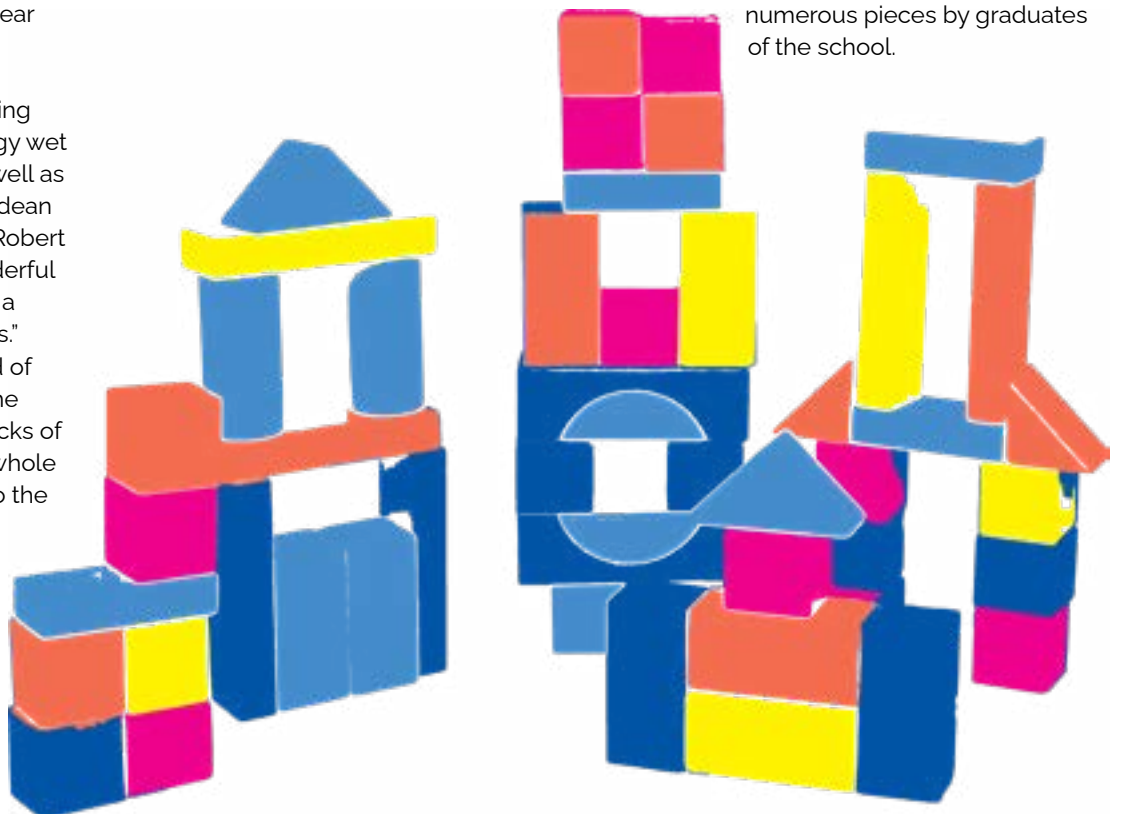


ILLUSTRATION BY FREYA JEAN

D.X.V NEWS

9-13 OCTOBER 2023

YOUR NAME HERE

FREE

THE BIG EVENTS IN THE WORLD

ADD A PICTURE HERE

WHAT DO YOU THINK
EVERYONE SHOULD
KNOW

WHAT MATTERS
MOST IN YOUR LIFE
TODAY

TELL US A JOKE!


SOME REALLY NICHE
NEWS YOU FOUND

AND DO A LITTLE DOODLE TO
TIE IT ALL TOGETHER

FILL US IN AND SEND IT TO @CRACCUM MAGAZINE. WE'LL SHARE THE GOOD NEWS ONLINE

the DIY Politician

How to create a successful election campaign



SARA MCKOY (SHE/HER)

Have you ever thought to yourself—wow, politics really is just so cool and fun isn't it?" Have you ever watched a debate between a guy named Chris, and some other guy also named Chris and thought, "wow, I could do soooo much better than this cunt, who the hell let him in??" If you thought, "wow, Sara you've read my mind!" Then this is the how-to guide for you!

Welcome, you future political superstar!!! I've done my research, pulled from sources far and wide, and truly scraped the bottom of the barrel to produce this SUPER HELPFUL (and totally biased) five step guide to pursue your wildest political fantasies!

STEP 1

Write the perfect speech

Now you might be thinking, before I write a speech for my (totally real and very serious) election campaign, I have to have some idea of what kind of policies I wanna enact? Or what kind of politician I wanna be? Shouldn't I know if I'm gonna be attending a climate march with Chlöe and Marama, or swigging beers with the likes of Winston Peters or David Seymour? Won't I have to know if I need to sprint away before tax policies are brought up? Nahhhhh.... That stuff's not important! All you need are a few hard-hitting political tropes that push your angle and it doesn't

matter what party you're advocating for. Here's a short example of your opening campaign speech to kickstart your political career:

Kia Ora Koutou, Hello and Welcome fellow Kiwis

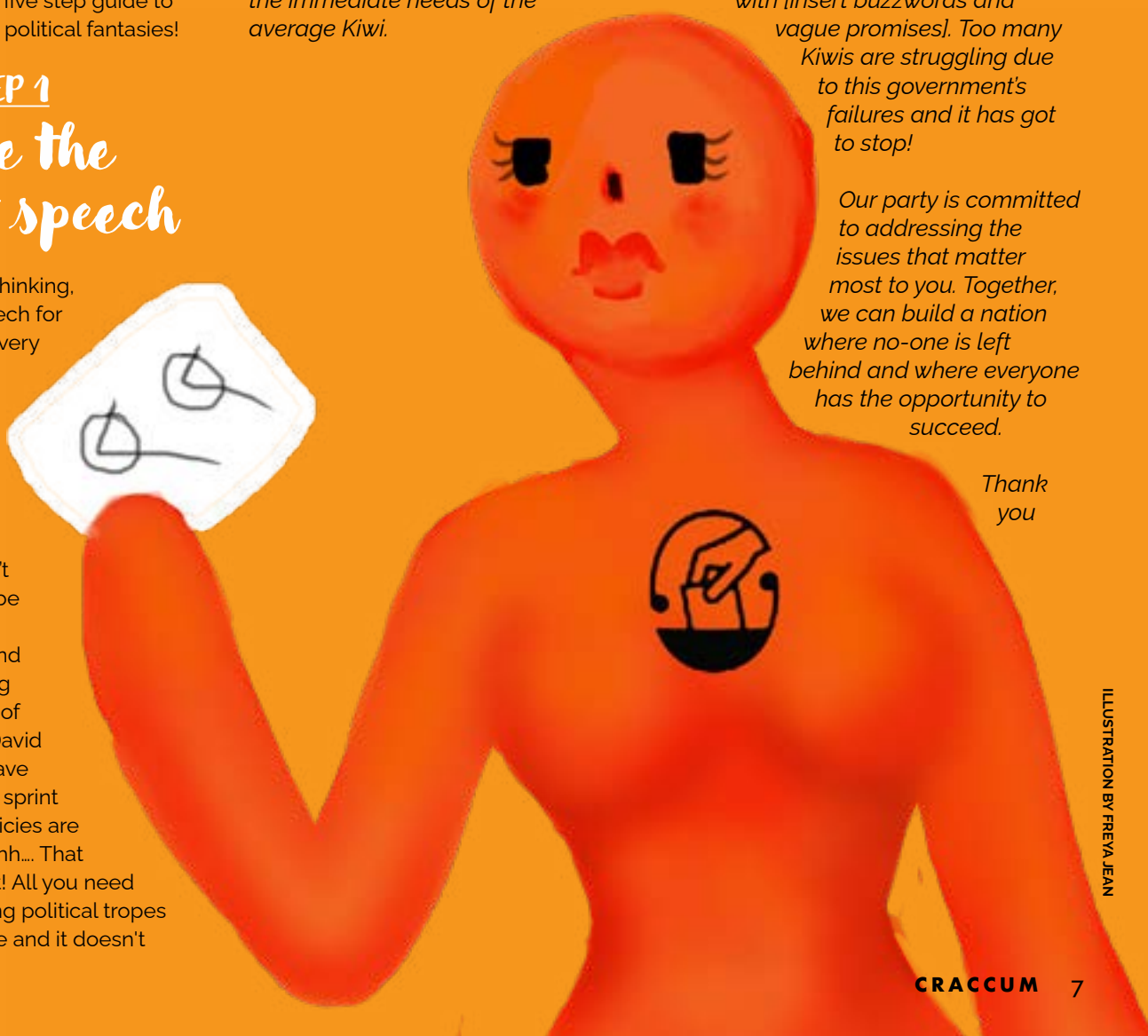
*Thank you for joining me today as we discuss the key issues we face in Aotearoa New Zealand, the very bread and butter issues that define our daily lives. [something about the importance of ideals yadi yada] Our party is **firmly** rooted in the belief that we need to first address the immediate needs of the average Kiwi.*

The reality is, that for too long, our government has been like an ambulance at the bottom of the cliff! We believe that every taxpayer dollar should be spent wisely and with the utmost transparency—which is why our party stands strongly against wasteful spending and bureaucratic inefficiencies.

It's time for a change, for the New Zealand government to shift its focus towards sustainable and effective solutions that uplift our communities and ensure a better future for all. We can achieve this with [insert buzzwords and vague promises]. Too many Kiwis are struggling due to this government's failures and it has got to stop!

Our party is committed to addressing the issues that matter most to you. Together, we can build a nation where no-one is left behind and where everyone has the opportunity to succeed.

Thank you



STEP 2

Know what you stand for

OKAY I GET IT I'm a hypocrite!! I know I *just* said this wasn't important, but I just wanted to have my moment to say politics is generic, is that such a crime?

Okay, you do need to know what party you're with, and whose rights you stand for. There's official tests available in droves off the internet, but if you're too lazy to answer like fifty questions, then maybe throw a dart at this highly accurate, and well-made chart, which I've kindly thrown together for you.*

*plz note politics is so subjective!!!!!! I made this chart based on my views in addition to some light research to improve accuracy, but this is not the gospel (and even if it was) don't take this to be the be-all, end-all of what political parties are and endorse!!! I'm just a 21yo teenage girl in this very very fucked up world :)

**STEP 3**

Appeal to your target audience

The reason your political party and policy stance is important is because that's how you know whose vote you're actually trying to win. It's all sunshine and rainbows to say "I'm a politician for *everyone*," but that's just not true. Every door you open for whatever marginalised group you perceive as the most deserving, is assuredly bound to smack someone in the nose on the other side of it. You can't win. You can only play the game until you die, and if you're lucky by that point, less than half (a fickle less than half) of the population will think you're a piece of shit. I digress.

Here's a single policy spectrum (or two) to help you find out which demographics you should be targeting... it might also help to

start paying attention at the family gathering when the political rampages commence.

**STEP 4**

Learn how to (not) answer a question

Those pesky journalists and their knack for always making innocent politicians look bad!! For once can't a journo ask something nice or tell a politician they're doing a good job? No?? Well fine, it doesn't matter anyway - they can't make you look bad if you don't let them—and if they ask you about my climate/tax/housing/crime policy, you best believe the answer will give them absolutely NOTHING.

Here's an example of expert deflection to help you get an idea...

Interviewer: "I'd like to ask a question that concerns all New Zealanders: if elected, what will you and your party do to address the growing concern of climate change?"

Politician: "Thank you for that question!"

I agree, climate change is an important topic in New Zealand. I appreciate this opportunity to share a little more about my position. When it comes to the environment, we need to take a nuanced approach. It is important to consider people who are struggling, and also ensure we continue economic growth. It's all about balance!

Now we all know that [other party] does not address this issue well enough! insert two minute minimum digression into how shitty the opposition party is—useful buzzwords include 'wasteful spending', 'inefficient bureaucracy' etc! This is not good enough. My party understands the real issues that New Zealanders face and we are prepared to tackle them. We need strong policies that serve the best interests of Aotearoa. So to answer your question directly, it's true, climate change is a major issue in New Zealand, and one which my party plans to address. That is why my party has the most effective plan for addressing climate change."

*fun fact - this example is versatile! Swap out climate change for any of the following: cost of living, housing crisis, taxes, health, crime...

STEP 5 Nail the marketing!!

"Never vote for a man who wants to be a politician," that's what my dad has always told me. But, you know, it's impossible to be a politician, without at least a tiny shred of you actually wanting to be there (or liking the

attention and power lol). The easiest way to pretend you don't want to be a politician, is to avoid acting like one—and by that I mean, you've got to look normal and relatable to the wider audience. Here are some handy phrases to add to your totally-normal-relatable-kiwi lexicon.

"OMG I love sausage rolls, Kiwi culture is the best!"

"Check out this pic of me taking a Zoom call from my house! My regular-shmegular plain old average Kiwi living room—I'm just like you!"

"I know how much bread costs! ~~My assistant wrote it down for me~~ because I buy my own groceries"

"Hard work equals success! I would know—I used to work at Maccas, damn that ice-cream machine is always broken, eh?"

"We can't impose a wealth tax! ~~that would affect me~~. It just wouldn't work! The numbers don't stack up!"

Those are all the steps I have for you to help you nail your political career! Just to recap everything I've said here into a nice, memorable acronym below.

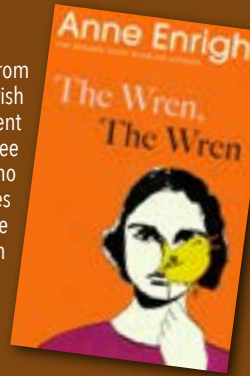
In conclusion, the best way to become a successful politician is to SUCK!!

That's all from me—best of luck at the voting booth :)

Oh also, to address your question about the poorly made acronym, thanks for asking! I-

THE UBIQ TOP 5 READS


The Wren, the Wren - From the Booker Prize-winning Irish author, this incandescent novel brings to life three generations of women who contend with inheritances of trauma, wonder, and the sustaining love between mothers and daughters.



Our Fragile Moment - In this sweeping work of science and history, the renowned climate scientist and author of The New Climate War shows us the conditions on Earth that allowed humans not only to exist but thrive, and how they are imperilled if we veer off course.



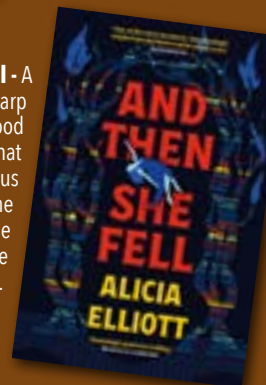
A Study in Drowning - A dark academia, rivals-to-lovers fantasy. Two students staying at a reclusive author's decrepit estate investigate his legacy, piecing together clues through his letters, books, and diaries - only to discover there are dark forces, both mortal and magical, conspiring against them.



Psychedelics - Science is finally showing us that psychedelics are not dangerous or harmful - they have the potential to be our newest, most powerful treatment for mental health conditions. Get the knowledge you need about a drug that is about to go mainstream, direct from the expert.



And Then She Fell - A mind-bending, razor-sharp look at motherhood and mental health that follows a young Indigenous woman who discovers the picture-perfect life she always hoped for may have horrifying consequences.



FIND THEM INSTORE NOW!

ARE YOU AN AUSA MEMBER? SHOW US YOUR AUSA STICKER AND RECEIVE 10% OFF GENERAL BOOKS AND STATIONARY PLUS 55 OFF TEXTBOOKS

Subiq
LEVEL 1, KATE EDGER COMMONS

write the perfect SPEECH

UNDERSTAND your position

CARE about the right demographic

(learn how to avoid a question)

be a relateable KIWI

Unfinished Project #17



RAWAN SAADI

There are small boxes with little music notes and aeroplanes painted on them tucked away in my wardrobe somewhere. Picture frames sit on the ground by my door and a new, yet to be used, jewellery stand, that was gifted to me months ago, collects dust on my dresser. I could go on listing all the projects in my life that have gone unfinished, with this very article being almost one of them.

When my mother questions these random objects, I tell her not to worry, I have big plans for them all. I explain saying "the small boxes are going to be like 3D paintings. I've painted the inside of the boxes and at some point, I'm going to hot glue these little figurines inside as well." She doesn't look very amused, so I move on to the next unfinished project.

"And the frames, they're just so plain. I'm going to paint vines around them, bring them to life a little," I continue. Still there was no amusement.

"As for the jewellery stand, I want to reorganise all of my jewellery and maybe I'll paint the stand," I say. I decided to stop there and listen instead to the forthcoming lecture. I don't blame her, I often give myself the same lecture.

I'm not sure exactly what drives my need to paint everything I own but I do know I am easily excited and restless. This means that no matter how much I like my current project, if I stumble upon something even cooler I will make a dangerous U-turn. I also know this sickness is getting worse.

The more I think about it, the more it starts to make sense. Aren't we all constantly bombarded with the creative creations of all kinds of people from all over the world?

Personally, I know my own obsession with DIY skyrocketed with my discovery of Pinterest. Whether you, like me, scroll through Pinterest habitually or believe it to be an outlet for bored middle-aged women, you've got to admit it sparked a DIY madness of some sorts. If you've ever sat through an art class in the last few years, you would have been encouraged to create your mood boards on Pinterest.

Although Pinterest remains the DIY king amongst social media apps, other platforms have tried to catch on. The majority of my Instagram feed has gradually become a series of short clips on how to transform broken teacups into wall art, or use bubble wrap to create texture in your next painting. I'm sure that the biggest reason for why this has happened is because I'm an art nerd and the algorithm gods are exploiting my obsessions grossly.

However, there is clearly a growing number of artists and DIY fanatics using social media to showcase their work and skills. For a person like me, who is artistic but also impulsive and easily distracted, this DIY movement on social media has been both a blessing and a curse. More recently it has been almost entirely a curse. I'm sure most of us that started university right after college, experienced the dramatic difference in lifestyle. Two years ago (during my youthful days), the likelihood that I would finish something like a vinyl painting, or a wall collage was far greater. Now, I am a drained uni student working two jobs and trying to figure out how on earth people "network." It is needless to say that at a time like this,

Instagram's insistence on showing me projects I like, is just a cruel and vicious joke. It also fills me with a unique sense of guilt that I no longer have the time to be the same weird art kid I once was.

It also means that every now and then I will decide life is too short, and I simply cannot spend it glued to my laptop, so I get out all my crafts and decide to commit to a DIY project. Not surprisingly, my commitment is short lived. This revelation usually coincides with seeing an online creator not only make the coolest piece of artwork, but they also do it with complete ease and comfort, or so it seems. The short clips I see on Instagram or any other platform are only a small window into the process. Even if it is a DIY walkthrough, as it's only a few seconds or minutes long, you only see a fraction of the process. This might seem obvious but I think there is a part of our brains, most likely somewhere in our subconscious, that slowly starts to believe these projects are doable in the miniscule amount of free time we get.

In a way, this is no different to any other subliminal trick that social media plays on us. This is not to say that you should avoid getting inspiration from artists on social media. Just remember that your capabilities and capacities are not the same as everyone else, and be sure not to find yourself being catfished by seemingly "easy" and "quick" DIY projects.



COMPOST ON YOUR MIND? LET'S TALK ABOUT IT.

Composting is nature's recycling, so let's talk about how you can turn your food scraps into garden gold!



SAM STREET

We have a food waste crisis, which acts as a voracious, lurking beast, devouring resources and spewing environmental havoc in its wake. Arisen in the face of mass production and consumption, which has promoted the use of packaged and pre-prepared food, we owe an estimated one-third to half of landfill waste to food packaging.

Once dumped, wasted food decomposing at landfills releases greenhouse gases and leachate, worsening the safety and quality of soil and water. The ripple effects of inadequate food production and waste management are vast: the immense pressure on food production has fostered the use of pesticides, herbicides, antibiotics, and chemical fertilisers, which exacerbate current global pollution and resource consumption (energy and water) and frequently contaminate the environment.

So, how do we destroy this monster? This seemingly simple question is a jam-packed complex web of contributing factors and solutions, which can be overwhelming and challenging, especially with lifestyle changes increasing demand for packaged food.

Sometimes, people find burying their heads in the sand easier than facing the food crisis monster. However, we mustn't let its broad scale intimidate us. Instead, we need to focus on driving progress and inspiring change at the local level through collaboration and education. One powerful and accessible way to make a tangible impact is through composting.

Composting is the natural recycling process that converts organic materials like food scraps into nutrient-rich soil. It's like magic for your garden! When we compost, we divert these leftovers from landfills, where they would emit harmful greenhouse gases. In turn, this healthier

soil yields more crops, helping sustainably meet a growing population's demands.

As a highly influential institution, the University of Auckland (UoA) has the potential to initiate a positive shift in the environmental and food waste space. In particular, the University's abundant resources and enthusiastic community at UoA create the perfect storm for a composting initiative to be born.

Currently, UoA's waste (rubbish, recycling and compost) is managed by Green Gorilla—a waste management service in Auckland—who take the waste to Envirofert. Envirofert operates one of the most extensive composting facilities in New Zealand, located near Tuakau in the northern Waikato District.

Although UoA actively composts, it's safe to say that the lack of advertising for composting and confidence in students to effectively self-manage their waste is discouraging. In SUSTAIN200 last semester, UoA's sustainability team lectured on their work within UoA. Although insightful, one member made an alarming comment when asked about the lack of composting infrastructure available to students. They explained that composting is not widely advertised because they believe students would not take it seriously and contaminate composting bins due to an assumed disinterest. This is despite many students across campus already expressing their interest and advocating for a more robust composting initiative at UoA.

In the pursuit of a more sustainable campus, UoA can take decisive steps to elevate its composting initiatives.

Promoting and integrating sustainable practices into students' lives by implementing composting initiatives and the proper infrastructure (accessible compost bins and effective signage), would aid in applying a future of sustainable living beyond a student's time at the University.

Further, initiating awareness campaigns and offering student-led educational programs that allow students to take action on their own, drives university culture toward sustainability. This bottom-up participatory approach—delegating decision-making authority from higher levels of authority to lower levels—allows students to seize control of their actions and inspires consciousness of their behaviours regarding waste. UoA could also benefit from the on-site compost generated, supplying it to green spaces like the community garden and conservation spots, which could further inspire the additional implementation of such areas.

You, too, can create your own composting initiative at home! You only need to collect the food scraps, yard waste, and paper products from your household and house them in a bin allocated for compost. Allow decomposing for a few weeks, and then feed your garden the good stuff. All you have to do on campus is check for available composting facilities and follow waste bin guidelines. It's as simple as that!

So, composting isn't just a green trend; it's a powerful solution to reduce food waste and nourish our planet. Join the composting revolution; together, we can turn scraps into sustainability!

The ECONOMICS of Girl Math

How to crunch numbers in the girl economy



NANCY GUO

If you pay with something in cash, it's basically free. If you purchase a dress, it's automatically 50% off because it means you don't have to buy both a top and a bottom. These are just some of the rules of Girl Math, a tongue-in-cheek, satirical trend that pokes fun at the mental gymnastics we can undertake to justify an indulgent purchase.

Although this trend is meant to be lighthearted and illogical, it's copped some serious flak. Girl Math critics argue that the concept reinforces stereotypes about women having poor financial management or being materialistic, when in reality, women are more financially responsible than men. Statistically, we have less credit card debt, are more likely to be financially independent from our parents and are more likely to save for

retirement.

But at the same time, it's not that deep. Girl Math is meant to be lighthearted and silly. The trend has also opened up healthy discussion about personal finance, which helps us all to learn more about the ways we view money and improve our financial literacy. Sure, some of the "rules" that underpin Girl Math are slightly nonsensical, but at its core, the concept gets us to think about mindful spending and assessing the value of our purchases.

As a Girl Math advocate, it would only be fitting to put my knowledge of Girl Math economics by asking readers to send in their purchases to be Girl Math-ed.

FREYA: "I bought a dress from a Facebook group for \$20, which included shipping. Even though I wasn't sure if it would fit or not, I've been able to wear the dress twice with some uncomfortable shapewear."

According to the New Zealand Post's website, assuming the dress fits within an S size postage bag, this would cost the seller \$7 to ship the item to Freya using the economy service option. This means that Freya really only paid \$13 for the dress.

Now to further rationalise this purchase, let's bring in a core Girl Math economics concept, the cost-per-wear principle. If Freya has worn the dress twice already, that equates to a \$6.50 cost-per-wear thus far. That's the price of a coffee. What a steal of a deal. Name me one dress rental service that charges a price that eye-wateringly low, I'll wait.

And the best news is that the dress' cost-per-wear will only continue to drop the more times it's worn. If Freya wears the dress more than seven times, the cost-per-wear will dip lower than \$2. In this cost-of-living economy, what can you buy with \$2? NOTHING. Therefore, *it's basically free*, which is every Girl Math economist's favourite saying.

Sure, the dress only works with some uncomfy shapewear, but this means that her shapewear isn't gathering dust in the drawers, or becoming an idle resource. So by purchasing this dress, Freya is actually maximising resource productivity. What economist wouldn't support this decision?

Lucy: “I recently bought some jeans from Glassons for \$60 that I ended up returning. I decided to buy another pair that fit, but those jeans cost \$45, so I technically made \$15 profit, right?”

Another central economics concept in Girl Maths is sunk costs. Unlike boring old standard economics, which defines sunk costs as money spent on capital that cannot be recovered, in Girl Maths, the sunk cost principle is the idea that if money leaves your account, and it somehow is recovered, e.g. through a refund or a friend transfers you, that amount should be considered profit.

So Lucy is absolutely right. Because \$60 left her bank account and the jeans she ended up going with was only \$45, she's made herself a handsome profit of \$15.

The sunk cost principle actually applies to a range of situations. If you made dinner plans and they're cancelled, the money you had budgeted to cover the dinner is now considered pure profit, or in Girl Math terminology, “free money.”



Alright, if we apply the sunk cost principle, this means that Diana has already made herself \$140 in profit with her 50% staff discount. If there's a discount or sale on something you were already intending to buy, and you choose not to, you're losing money.

Considering that these ballet flats are made from genuine leather, they're going to be durable, so \$140 is a pretty reasonable price especially considering that other leather shoes, like Dr Martens, cost around \$300.

Additionally, because Diana works at the shoe store she purchased the ballet flats from, she's able to wear and model them

Diana: “I recently bought a pair of genuine leather ballet flats from the shoe store that I work at. I wanted them because they're super cute and versatile, so I can wear them to work and networking events. They were originally \$280, but with my staff discount, I only paid \$140.”

while on shift. This means her ballet flats are no longer just any old pair of shoes, but PROFIT-MAKING PUMPS that can skyrocket Diana's sales and commission through the roof. In this case, you could argue that if she didn't purchase the flats, she'd be actively sabotaging her productivity as a sales assistant.

Wearing heeled shoes to work also increases Diana's likelihood of injury. For example, in 2021, ACC received 326 high-heel related injury claims. Therefore, the ballet flats purchase is saving Diana potentially hundreds of dollars in physio fees and allowing her to continue to work and earn. Clearly, the Girl Math is mathing because without these shoes, how could Diana expect to girlboss?



Sam: “I've been eyeing up a Dyson Air Wrap, but it's \$999. Help me justify this purchase.”

Okay admittedly, 1k is quite a lot to drop on a hair styling tool, BUT there's no purchase Girl Math can't rationalise. Instead of fixating on the steep price tag, the focus should be put on the endless functions of an Air Wrap, which is effectively a high-end hairdryer, curling iron, and a hair straightener all rolled into

one handy dandy device.

Let's break down how much it would cost if you were to purchase each of those hair tools separately. A nice hair dryer would set you back around 100 odd dollars. A boujee hair curler and hair straightener, like the ones that GHD sells, would cost 300 dollars each, or 600 dollars for both. That adds to a grand total of \$700, which makes the \$999 price tag of an Air Wrap seem far more reasonable.

We also need to factor in the savings gained from putting your hair through significantly less heat damage. Another \$100 can easily be shaved off the price

to account for products, like hair oil and hair masks, you'd have to buy to prevent your hair from being fried off. This brings the price tag down to \$100. With the purchase of an Air Wrap, you'd never have to pay for another salon blow wave, which costs anywhere from 50 to 100 dollars, in your life ever again. Frankly, neither would any of your friends. Honestly, consider it an investment for broader society. An Air Wrap is a public good. You'd only have to use it a couple of times before the cost-per-use dips into the negatives, meaning the Air Wrap is *basically free*. Also, let's not forget that when your hair looks good, you feel good. And can you really put a price on confidence?

Ways you get exam anxiety to f#ck off.

- ☐ tiktok doom scroll
- ☐ scream out your stress inside the library (then run away)
- ☐ cry a little bit
- ☒ take BraveFace CoolHead stress relief remedy



2 sprays for rapid calm and focus in times of stress or nerves.

Enter code **COOLHEADAU** for \$5 off at **BraveFace.com**

  @braveface

5-MINUTE CRAFTS: DIY PROJECTS OR ART IN DISGUISE?

I've Sunk Thousands Into My Art History Major, You're Not Allowed To Disagree With Me.



PARIS BLANCHFIELD

Realistically, DIY fans aren't likely for you to turn to 5-Minute Crafts for inspiration. The infamous YouTube channel serves as more of a meme generator than an actual life-hack account; those familiar with the account will know that most projects actually cause more hindrance than they do good. However, I want us to consider the possibility that we're missing the true meaning, the artistic complexity and the surrealist underpinnings put forth by 5 Minute Crafts. What follows will be a series of visual analyses on the most cursed offerings on their YouTube channel, attempting to convince you, dear reader, of the creative merit behind the monstrosities on offer.



HUMAN CENTIPEDE BABY

Human Centipede Baby is an attempt at a DIY Halloween decoration that has absolutely stolen my heart. Look at the attention to detail: the pumpkin head, the creepy crawlies, the unidentifiable green goo—if I were to guess, I'd say the artist had this concept brewing and developing for a *long* time.

Bringing in my art history background, I'd say this piece is inherently surrealist in nature. The bodily fragmentation suggests engagement with Freud's theory of the unconscious, drawing upon suppressed anxieties relating to conformity and subverting ideas of rationality. In fact, the sleep-paralysis-demon-looking baby can

be read as a physical manifestation of Freud's concept of the 'id,' as its monstrous form would not be enabled with interference from the ego. Want me to cite sources on this? Too bad, dude.



COMPLETELY NORMAL, FUNCTIONAL FOOTWEAR THAT DEFINITELY WON'T STICK TO THE FLOOR

One thing I noticed while trawling through the 5 Minute Crafts YouTube channel is their very obvious, Tarantino-esque preoccupation with feet. Honestly, you can barely get through two 'crafts' without a close-up of someone getting their dogs out. While I had plenty of foot-related content to work with, nothing tops the wearability of these (super functional!) slippers made from menstrual pads.

This piece brings to mind the work of Meret Oppenheimer, a famous surrealist artist working in the 1900s (R.I.P Meret, you would've loved DIY YouTube videos). Her famous sculpture of a fuzzy teacup titled 'Luncheon in Fur' demonstrates engagement with cross-categorisation, multisensory contradictions and convulsive beauty. The team at 5 Minute Crafts presents similar themes by subverting the 'private' nature of menstrual products and presenting them as a fashion statement. There's definitely a feminist reading here, but I'm constricted by the word count, and I really don't want to think about these sandals any longer than I have to.



CORKSCREW-DICK KEN

How could I not include Corkscrew-Dick Ken in the year of the Barbie Movie? My favourite thing about this project is that they clearly had a fully functional corkscrew lying around, but made the conscious decision to make it weird by adding dolls to the mix. Not only would this be super creepy to break out at a dinner party, but it seems way less functional (which seems to be a recurring element for 5-Minute Crafts).

However, if we look at this as an art piece rather than a red flag you might find at a dodgy Tinder date's house, it can be read as a cutting social commentary. Raising questions such as 'Is a man's usefulness dependent on whether he be slangin' it?' and "How can men measure up to this toxic reflection of peak male performance?" The project emphasises the difficulty for men to be 'kenough' in our vapid, shallow society.

Personally, I think we're looking at 5 Minute Crafts all wrong. As DIY projects, they're completely useless. Yet, as art pieces, they're embedded with societal critiques and surrealist ideologies. Put them in a gallery setting, and I *guarantee* you that they'll be given the credit they deserve. Is this a ridiculous thesis? Perhaps. Do you have the grounds to disagree with me? Not unless you're also 80% through an art history degree (there aren't many job prospects in my field, so *please* let me have this).

arts.





How do our futures taste?

How do our futures
taste?

they have held
our

jaws
open

so long

our spit
dissolved their
flavour

laid waste
to our
enamel

held
between
gold teeth
&
veneer
empathy

we
will
never
wrap
our
tongues
around
what

we have
sucked of
all its
colour

tell me,

when they
crumbled under
your gritted grip.

spit
tax

cut &
spout

blood out
through

the cavities,

the rot of our
bodies,

Tell me.

how easy
were they
to swallow?

How do our futures taste?

they have held our jaws open
so long

our spit
dissolved their flavour
laid waste
to our enamel

we will never wrap our tongues around what
we have sucked of all its colour

How do our futures taste?
held between gold teeth and veneer
empathy

Tell me,
when they crumbled under your gritted grip


spit tax cut and spout blood out
through the cavities,
the rot of our bodies,

Tell me,
how easy were they to swallow?

-Using only words from
policy announcements and party flyers

The Time is Now.

Vote
for real change.



ABBY IRWIN-JONES






DIY that doesn't suck

Projects ranging from easy to breezy.



GEORGE BROOKER



No project can be fun all the time, and most will throw a curveball at you \$300 and two weekends in, which is super fun. I think this is why every beginner project I've ever seen sucks. Too afraid of scaring off fresh blood, the maker community recommends easy stress free projects; which sounds great, but you'll be hard pressed to find someone who picks up crochet because of a lifelong passion for granny squares. Thankfully Craccum is here to recommend *five exciting projects* to get your creative juices (and tears) flowing. Approachable to the beginner, but actually useful enough to bring value to even the most annoying of experts, enjoy!

Set up Pi-hole and destroy ads forever.

Isn't this just an adblock with extra steps? Yup, but this one you do it yourself. In all seriousness Pi-hole has a couple big advantages over a browser extension. Pi-hole sits in between your modem and the internet sucking up ads before they have a chance to get to your device in the first place. By blocking ads at the source you can enjoy an ad-free experience on phones, TVs or any other weirdly pushy internet device.

Setup is pretty simple. Although it does require some light modem configuration; make sure to take a screenshot of anything before you change it and you shouldn't have a problem.

DIFFICULTY: 2/5

- 90% of the work is changing your router settings
- Large community for support
- Hardest part is probably going to be finding your modem password

BILL OF MATERIALS: FREE - \$34

- If you have an old PC somewhere you're all set. Otherwise a cheap ARM PC like the Raspberry Pi 2 Zero W should be perfect

Automate your garden, alternately start a garden so you can automate it.

Every so often, as I groggily stumble to the bathroom, I am served fresh and leafy GardenTok content. The gently trickling water and the rustling of the leaves should be a calming start, or end, to my day. Instead I am filled with stomach churning anxiety as I imagine the arduous task of watering a small rainforest on the daily. Thankfully where my body fails, technology provides.

Spring is the perfect time to revitalise your current garden, or get some new plants on the shelf. Much like your garden, this project can go as big or small as you like it. Landlord paying your water bill? Poke some holes in a hose and leave it running. Don't have any work this summer? Build a greenhouse nicer than your actual home. Consider grabbing some aquarium pumps, grow lights, and a Raspberry Pi for a fully automated GrowZone with smart home integration.

DIFFICULTY: 1-3/5

- Relatively time consuming but straightforward
- Anything you don't want to make from scratch can usually be found at bunnings

BILL OF MATERIALS \$50-\$9999:

- Entirely dependent on your requirements. I'd start with a

pump, reservoir and Raspberry Pi. But the sky's the limit (consider using solar for power!)

Build a shoe rack and gain the eternal admiration of your flatties

If your flat is anything like mine your entryway is about 80% shoes. Last year one of my flatmates got a shoe rack and let me tell you, the 6 months before she drunkenly fell and crushed it were a type of bliss I have yet to recapture. Building your own shoe rack is a fantastic way to capture this same joy, just think of the satisfaction you'll feel as you see the fruits of your labour every time you enter your home. And as with any DIY project, being simple will impress people the most. Just think of the matches you'll get once you start putting woodworking content in your hinge bio.

DIFFICULTY: 2/5

- Hardest part is making something that looks nice
- If you're stuck just copy someone else's design

BILL OF MATERIALS: \$60ISH

- Grab some wood from bunnings and go wild.
- Consider using some old fabric if you want to stay on the cheap side

Build an FPV Drone and rain down terror on Albert park

Drones are just about the perfect beginner project. They're just hard enough to teach you a ton of new skills but also easy enough to be undertaken by pretty much anyone who's willing to invest the time in it. You also get a drone, which is pretty neat. The FPV community has grown significantly over the years and you'll find a variety of local retailers with reasonable pricing. There are also plenty of online tutorials and guides to help you pick out the best hardware; you could also just turn your brain off and follow a complete build guide. As a bonus once you put

together a drone you'll be ready to take on virtually any other electronics project you can think of.

DIFFICULTY: 4/5

- Soldering intensive, but most modern boards are designed to make it easy
- A significant amount of jargon involved, I strongly recommend following a tutorial
- Be careful about making sure your transmitter and receiver are compatible. In particular, don't mix up FRsky and FreeSky.
- Start with an analogue camera for a simpler build experience.
- Use lead free solder (mmm heavy metals so good!)
- Get an all in one flight controller to cut down on soldering.

BILL OF MATERIALS: \$200-\$600

- The gear is killer, but thankfully it's buy once cry once. You'll need to invest in: FPV goggles, batteries and a charger, remote control, soldering iron, and an endless supply of new propellers.
- Actual parts can vary wildly in price, in general you can cheap out pretty hard. Stick to 4S batteries to save on electrical components. I would recommend getting a decent flight controller as that'll be doing most of the work.

Give making a map in your favourite game a try

If you're the kind of person who doesn't like getting their hands dirty, rejoice! Mapping is a great way to enjoy an old favourite in a new light. Every so often my friends and I will get a group together to spend the night playing each other's latest creations. It's great fun. Of all the projects on this list mapping gives you the most freedom, which is great but make sure you

don't get bogged down in the details. Start off with a basic shell and then get some friends online for a match or two, after a couple of games you'll end up with a surprisingly refined level. Mapping is easiest in games with strong mod support, source games are the obvious choice but why not consider a minecraft adventure map or creative server? If you're feeling particularly fancy you could give classic doom mapping a shot.

DIFFICULTY: 3/5

- Plenty of tutorials available online
- Your creativity will be your biggest asset, and obstacle
- Make sure to have fun with it

BILL OF MATERIALS: \$0

- Free!

Submitting to Craccum

What better way to spend an afternoon than contributing to the University of Auckland's infamously good student culture. Tired of your degree? Think we've published a bunch of shit this year? Show us how it's done and submit your work to editor@craccum.co.nz

DIFFICULTY: 0/5

- Editors are super helpful and swag
- Tell people you're published
- You can put it on your CV!

BILL OF MATERIALS: YOUR TIME (PRICELESS)

INVOICE

and/or how to make money as an artist (DIY employment).



Abby Irwin-Jones

INVOICE #: 12345

DATE: DIY Issue

CONTACT: Submit to arts@craccum.co.nz

BILL TO:

So: You've got your fancy degree, thousands in student loan debt, no clear career pathways, the fun stuff. All the textbooks, random gen-ed, and major changes you could possibly cram into your twenties, and you still don't know how to make an invoice!

PAYABLE TO:

Never fear, because from your resident starving artist (AUSA, I am begging for a pay rise) comes this handy template, complete with some tricks on how to maximise your creative and financial gains-and maybe even pay rent on time this week!

| TIP | DESCRIPTION | QTY | TOTAL |
|-----|--|-----|-------------------------------------|
| 1. | Move somewhere else! <ul style="list-style-type: none">I hear Melbourne is lovely this time of economy, or literally anywhere else in the developed world. Because most places have this thing called welfare systems that aren't broken, a foreign concept for New Zealand to one day explore! | 1 | Universal Basic Income |
| 2. | #Exposure is Everything <ul style="list-style-type: none">Most of you will already be online 24/7, but have you tried calling it networking instead of doom-scrolling? How about marketing yourself instead of shit-posting? | 1 | \$0 |
| 3. | Tax Evasion <ul style="list-style-type: none">No shame in a cash job or fuel voucher, only deep regret for your career choice. Once you're making money moves though, apps like Hnry and Solo can do the NCEA Level One Maths that you failed, for you! | 1 | \$50 Prezzy Card |
| 4. | Vote <ul style="list-style-type: none">Political bias? In MY Craccum? It's more likely than you think! But seriously, in an election campaign lacking inspiration and vision from both sides, voting for those who will fight for artists in government is more important than ever. | 1 | Voting? Free. Democracy? Priceless. |

subtotal: not enough

mates rates discount: 50%

taxes (VAT 20%): ???

TOTAL AMOUNT: Good luck out there.

BANK ACCOUNT: 123-456-789

THANK YOU FOR YOUR PURCHASE

Exam's getting you down? Don't think you'll make it to the finish line? Just DIY your degree! Cut along the dotted line, get it a nice frame and stick in on your LinkedIn like it's the real deal. You're welcome <3



THE UNIVERSITY OF AUCKLAND

THIS IS TO CERTIFY THAT

Craccum Reader

has been admitted to the degree of

BACHELOR OF ARTS

*Given under the Seal of the University of Auckland
this DIY Issue of October 2023*

Shelagh
REGISTRAR



PUT IT IN RICE BRO

Make your mama proud and say 'nah I have food at home'.



AMANDA JOSHUA

Exams have come-a-looming... The meal prep schedule you swore to in your new year's resolutions has long since been abandoned--and that Munchy Mart Cookie+V combo? It's starting to look mighty fine! Luckily, fixing your nutritional intake isn't all that hard--just chuck it in (the) rice(cooker)!

Since its invention in 1955 by Shogo Yamada, the rice cooker has made the Sysyphean task of preparing rice as easy as measuring out water and hitting a button. Years later, the rice cooker has become the biggest weapon in any innovative (lazy) uni student's arsenal. Despite my long standing affection for the older, more sophisticated slow cooker, with a cook time of just 20 minutes; these recipes are perfect for those nights you just need a quickie!

POOR MAN'S RIZZ-OTO

Flavourful, tender chicken on a bed of steaming, well-seasoned rice...(so chicken and rice essentially--it's just chicken and rice).

YOU WILL NEED:

- 2 cups of rice (wash them first you dutty pig)
- 3 tbsp soy sauce
- 1.5 cup of chicken/ beef broth (vegetable if ya nasty)
- 2 phat dollops of ginger garlic mix
- 1 tbsp oyster sauce
- Sesame oil (eyeball it mate)
- Chilli powder
- Turmeric powder
- 500g diced chicken
- 1 tbsp curry powder
- whichever vegetables weren't outrageously priced in countdown that day (but chives or spring onion work great!)

INSTRUCTIONS:

Step 1: Mix together sesame oil, chilli and turmeric powder for a spicy, tasty marinade (turmeric powder is great for killing any germs in chicken--take that salmonella!)

Step 2: Work it thoroughly into your meat (hot tip: the thighs are always more flavourful than the breasts)

Step 3: Chuck it in the rice cooker along with your remaining ingredients, give it a good stir and fuck off for 20 minutes (that's a whole lecture on double speed??)

Step 4: Open the lid and enjoy your delicious risotto!!

'A watched pot never boils' -someone who owned a rice cooker probably

NOODLE CANOODLE SOUP WITH DUMPLINGS

It's in the name, I will not be elaborating further

YOU WILL NEED:

- Noodles of some kind (rice noodles are my favourite!!)
- Salt (to taste)
- Chilli oil (to taste but don't be a weakling)
- 1 tbsp sesame oil
- 2 heaped spoons of ginger garlic paste
- 1 tbsp turmeric powder
- 2 tbsp miso paste
- 3 cups of whichever stock you're feelin'
- Frozen dumplings (however many you feel like)
- 1 head broccoli
- More veggies!! (Baby bok choy,

spring onion and chives are your friends)

INSTRUCTIONS:

None! Just mix that shit up, take a relaxing hot shower and be back in 20!

Side note: if all else fails, just put the dumplings in with 2 cups of water--they'll come out boiled to perfection.

OPTIONAL...BUT IS IT??

Garnish with coriander (if you have that gene that makes it taste like soap--natural selection was gonna get you anyway)

IT'S MR. POACH YA GIRL

And for a DIY master chef dessert--delectably spiced poached pears!!

YOU WILL NEED:


- 2 firm pears
- 2 cups pomegranate juice (grape works too!)
- 2 cups of apple cider
- a whole ass cinnamon stick
- 1 orange peel (extra points if u get it off without breaking it)
- 2 star anise
- 3 black cardamom pods
- 1 piece of peeled, slivered ginger

INSTRUCTIONS:

Just chuck it all in there baby! In 20 minutes, you're about to do Julia Child proud. While it's not the most budget friendly--pull it out at your next flat dinner. It's sure to impress (and it's very instagrammable!)

POI

In times of
desperation,
seek skiddy
undies



HIWA PIAHANA

te ao māori.

Indulge yourself in the comprehensive compendium of crafting excellence, a voyage into the sphere of poi craftsmanship where innovation reigns supreme. Welcome to the pinnacle of guides for fabricating life-altering, homemade poi within the confines of Aotearoa nei. For this is not merely a guide, but a revelation, an unveiling of the artistry that is poi-making.

In all of our kapa haka girly struggles where poi are broken, stolen and lost, we've struggled through thick and thin to use ANYTHING as a poi in order to memorise the item for practice on Saturday. As we made our way out of our stress and struggle to that ātamira, we discovered that all you need for a makeshift poi is something that swings and something to stick to the end of that swing for a succulent pūrerehua (and also you know, just some basic crafting skills and maybe a trip to the dollar store at times).

Now, you might think you need to call upon the knowledge of our tipuna but fear not. Behold the esoteric realms of DIY poi creation. We are at the precipice of revolutionising the poi landscape, redefining its boundaries, and unshackling it from the annals of tradition. In the crucible of our kapa haka trials and tribulations, we have persevered, crafting makeshift poi from whatever materials fate bestows upon us. The essence of poi, we have learned, lies not only in ancient practice but in resourcefulness.

Methodology, as we shall unfold, unveils a variety of clearly superior approaches to

crafting poi. In the tapestry of improvisation, our first revelation emerges. Farewell to mundane substitutes and make way for the ingenious concoction of undies stuffed within a sock:



Method no.1: The Sock Undies Method

A veritable lifesaver in times of desperation. Assemble, dear artisans, a sock and a pair of undergarments. Stuff the undergarments within the sock, and voilà—a perfectly poised swing at your fingertips.

Method no. 2: The Bread Bag

Ballet - Those forsaken end-slices of bread, often disregarded, suddenly find purpose. By scrunching the slices at the bag's nethermost, executing a graceful twist, a novel poi technique is birthed.



Method no. 3: a testament to both perseverance and creativity: The Lanyard and Keys Sonata

- This technique, while acknowledged for its potential pain and bruising, showcases resounding success. Commandeer your kaiako's lanyard, secure an array of keys, and an impromptu poi is born. Though knuckles may bear witness to the struggle, the hand of a hautipua remains resolute.



Method no. 4: an ode to the utilitarian spirit: The Marae Tea Towel

- Despite the inherent lack of requisite weight for a poi's swing, these tea towels, in the bustling symphony of a marae kitchen, unveil themselves as an accessible alternative. When the whānau harmonises



over marae classics, these tea towels elevate to the forefront of pragmatic poi options.

In the grand tapestry of poi-making, these methods signify a departure from convention, a testament to human adaptability and resourcefulness. Poi, once steeped in tradition, now embraces modernity, proving that the spirit of innovation can even dance within the realm of weighted spheres on tethers.

In the expedition through artisanal poi creation, we have traversed the customary boundaries of established mores. The artistry intrinsic to poi-crafting, deeply entrenched in cultural fabric, has assumed a modern guise, underscoring adaptability survivor mode in Polyfest season.

And as we conclude, the aptitude to envision beyond conventional paradigms, discern utility within unanticipated precincts, and assimilate unconventional methodologies represents an invaluable cognitive faculty to make it through haka trials and prevail as frontline middle.

Therefore, in our parting, let the spirit of inventive ideation and an inclination for audacious experimentation be our guiding ethos. May we internalise these acquired tenets—the confluence of heritage and innovation—as an exemplar for all our intellectual and practical pursuits.

Advancing forth, embracing a renewed reverence for the fusion of antiquity and novelty, we set the stage for further exploration, progress and dropped poi.

WĀHINE TOA KŌTIRO MA!

ILLUSTRATIONS BY HIWA PIAHANA

volunteer at 95bFM



Did you know that the best radio station in the entire nation is located at the top of the student union building? Even better, that radio station needs some new volunteers to help with all the sick stuff it does every day of the year! Hit us up if you have an interest in any of these areas:

- Journalism, writing + news
- Events, photography + videography
- DJing, visual or audio archive work
- Designing posters + anything creative

P.S 95bFM volunteer experience looks really good on your CV



Get involved with 95bFM today! 95.0 FM across all of Tāmaki Makaurau
Visit <https://95bfm.com/news/volunteer-at-95bfm>

EVERY
TIME
I THINK
I'VE
ACCEPTED
IT, THE
FEELING
JUST
GETS
WORSE

DIY: HOW TO RUIN YOUR OWN LIFE

Thanks, I actually did it myself!



AMANDA JOSHUA

Craccum has always supported students' rights AND wrongs. As such, we've interviewed UoA's finest to ascertain their finest dumbass-ery in the year of our lord 2023. We compile below a sure-fire list of ways to ruin your own life!



*Names changed, obvi x

ASK A DJ YOU'RE HOOKING UP WITH ABOUT SOCIAL ISSUES

Sarah* (23, BA/LLB) would like the general public to know that *she knows* "it wasn't [her] finest hour." In her defence, he "had his grandpa in his dp on facebook" and who doesn't love a family man? "We're lying there and I'm telling him my dissertation is on Māori underrepresentation on juries and he goes, 'the race card is so overplayed this election'. And when I left, he said 'Catchal!' instead of saying bye like a normal person."

A reminder to vote (and that having grandparents doesn't make that hot DJ a good person)

CONTINUALLY EAT A FOOD YOU'RE ALLERGIC TO AND GIVE YOURSELF IBS

Lachlan* (22, BComm) is a big fan of mint chocolate chip ice cream (there's

no accounting for taste). "I didn't realise why I was shitting so much. Apparently, I ate so much this past year, I developed an intolerance to dairy. Whatever, I'm still gonna eat it sometimes."

(If you're in the market for a good mint choc chip, Lachlan* would like you to know that Lewis Road Creamery does the best kind)

BULLY A KID ALL THROUGH HIGH SCHOOL--AND WIND UP WORKING AT THE SAME FIRM

"Is it my fault she was a loser?". A compelling argument from Hannah* (21, BComm) who bumped right into said loser on her first day of work last Tuesday. "Look" says Hannah*, "I was fourteen and she was American. She kept going on about how 'this wasn't how they did stuff back in America'. So I just showed her how we did things in New Zealand; me and my mates used to put on her accent all the time. My mum sent me to St. Mary's after that as punishment". When asked if she regrets the ordeal, Hannah says "Nah but I do take the long way out of the building to avoid her desk".

Note to self: Auckland is too small to bully people and get away with it.

GO ON VACATION WITH 5 FRIENDS AND COME HOME WITH 2

Cass* (23, BA(Masters)) was thrilled when the trip finally made it out of the group chat--but only two of her friendships made it out of the trip. "We'd been talking about going to Bali together for years!! God, we couldn't stand each other by the end of it. I can't even post some of my cute photos because I'm not on speaking terms with some of those girls anymore".

Not all friendships are built for international travel--perhaps a roadtrip test run first?

GET TOO DRUNK AT YOUR GIRLFRIEND'S BIRTHDAY PARTY AND TALK MAD SHIT ABOUT HER MATES (TO THEIR FACES)

"It was the soju!" mourns Bradley* (22, BComm/BE). "I think I said something about her friend being too desperate chasing after one of my mates. Only I was so off my face I didn't even realise I was saying it right to her. At the time, I thought I was just thinking it. She still fucking hates me".

Stay off the soju kids--

And remember; it's only October! You still have the time and potential to fuck up anything you put your mind to!! We believe in you!

PUZZLES 23

N O N O I H S A F X H E
S E V O L G A I R G P T
S A R E D A M D N A H A
S K N I T H L P R C E E
K E H N F A V W S R L R
M S W O W M M H L A B C
S C R E W M U S O F M W
T F O R M E L B O T E J
F L D I Y R U E T L S N
A X Q W H I V Q D F S Y
R F V F L E H S L O A I
D J B D D L U O M C M D

Find 20 DIY
themed words
and put it back
together



- 10: Thanks for playing
- 15: Good with your brain too
- 20: A veritable handyperson
- 25: DIY: Its in your DNA
- 30: Bob the Builder, himself

| | | | | | | | | |
|---|---|---|---|---|---|---|---|---|
| | | 7 | | 9 | 4 | | | |
| 3 | | | 5 | | 2 | 4 | | 1 |
| | 5 | 1 | 3 | | | | | 7 |
| 7 | | | | | 5 | | | |
| | 8 | | | 3 | 7 | | 4 | 6 |
| | 6 | | | 1 | | 7 | | |
| 8 | | | 7 | | 9 | | 2 | |
| | 3 | | | | 1 | | | 5 |
| | | 9 | | 6 | | | 1 | |

| | | | | |
|---|---|---|---|---|
| 1 | 2 | 3 | 4 | 5 |
| 6 | | | | |
| 7 | | | | |
| 8 | | | | |
| 9 | | | | |


Across

- 1 A bit of dust
- 6 AKA Wolverine
- 7 Debate
- 8 Actress Witherspoon
- 9 Wrapped up

Down

- 1 Distress signal
- 2 South Korean Producer
- 3 Urged (on)
- 4 Bring about
- 5 Misunderstood how to handle dough

DIY your very own Craccum 2023 issue #1



DIY your own puzzle



HOROSCOPES

Dr. Alzirr returns for self-improvement lessons*

(*With free disclosure from the Craccum staff that Dr Alzirr is not a doctor)

ARIES

The void moon is over, and that means it's time to build back. Work on yourself a bit, treat yourself in the way that only you could. Last week is in the past now, and it's high time to forget all about it. Don't turn to substances and instead use that anger productively.



TAURUS

Have you ever considered glass-blowing? Maybe kirigami? Now is the time to step way outside of your comfort zone because the risks are considerably lower than they're going to get. Be creative and bold, and don't be afraid to show off a little bit. It takes guts to show off your zentangle.




GEMINI

Wednesday is the day for you. With just the right alignment of the stars and Mercury, that's when you ought to get our tasks out of the way. It's time to deal to all that nonsense you've left piling up before you're comparable to Shrek's swamp. And that is not endearing.



CANCER

Venus is coming your way. A distraction from all the work that needs to be done before exams, perhaps, but you will prevail. Remember to take breaks with the things you love, so that you don't become the broken thing this season. Humans are harder to put back together, so best not to get that far.



LEO

They want your ideas. Maybe its for money, or maybe people just want to learn, whatever it is, you're wanted this week. This is your chance to step up and show everyone just what you're about as well as how much you've learned. Be responsible with this great power.



VIRGO

Spring has sprung, and with it, so has the natural world for your earth sign roots. Get out into the great outdoors and do nothing. Plant a shrub if you really want to, but otherwise just take in this new world and ignore society for a bit. It will do you a world of good.



LIBRA

Go back to the project you gave up on. Sometimes life gets in the way, I think we all know that, but sometimes you have to get back in the way of life. Take revenge on everything you can't control, and return to an older piece of you and make it whole again. If that doesn't work, smash it all.




SCORPIO

Chiron, the moon of Pluto the plentiful, is heading your direction this week. Now's the time for that side hustle to be brought out, because luck just might be on your side. No one cares now, but they will once you start bringing in the money.




SAGITTARIUS

Painting, that's what you ought to be doing. Capturing the very essence of the world, before it slips forever from your mind. You might not end up another Van Gogh, but you'll find your work in a garage many years from now and instantly be transported back.



CAPRICORN

Panic. Something big and bad is approaching. If you're not prepared for the struggles ahead, you'll feel them tenfold. So take stock of what you have, who you have with you, and buckle down to deal with the trials ahead. I wish you the best of luck.



AQUARIUS

Go build a chair. Take out that excess energy and just stack some wood and nail it together. Flatpacked or from scratch, it's time to put that restlessness to work. And when it's over, you'll have a nice place to sit and contemplate what to do next.



PISCES

Your time in Neptune is coming to a close, so now it's the last little bits of time to get your projects in order. I'm sure you can feel it, the writers block, creators struggle, slowly setting in. You've got a few more days to get in something truly massive, to impress everyone while you tie over to the next phase.



The poster features a vibrant yellow background with abstract blue and pink swirling lines. At the top, the Red Bull logo is positioned above the 'Red Bull' text in red, followed by 'CAMPUS CLUTCH' in large, bold, black letters with a white outline. Below this, 'VALORANT' is written in a smaller font, and 'AIMING CHALLENGE' is in a black box with white text. The central illustration depicts a young woman with long dark hair, wearing a white t-shirt with the 'Red Bull Campus Clutch V' logo and large headphones, shouting with her mouth open. To her left is a Valorant character, Jett, in her signature blue and black suit. To her right is a man with glasses and a blue vest, holding a Red Bull can. The bottom of the image shows a crowd of yellow silhouettes.

Red Bull CAMPUS CLUTCH

VALORANT

AIMING
CHALLENGE

TAKE YOUR SHOT IN AIMLABS NOW ▶



WIN AN EXCLUSIVE WORLD FINAL EXPERIENCE IN ISTANBUL

intel
nuc

AGON
BY /NOC

PBTECH

G
logitech

*Celebrate the
Last Day of Lectures*

— CLASS OF —

2023

FRIDAY 20TH OCTOBER FROM 10AM

*Free Food, Giveaways,
Markets, Live Performances
and more...*



FREE ADMISSION

AUSA COURTYARD